

VirtualHackathon Platform

User manual for participants

<https://platform.virtualhackathon.eu>



Virtual
Hackathon

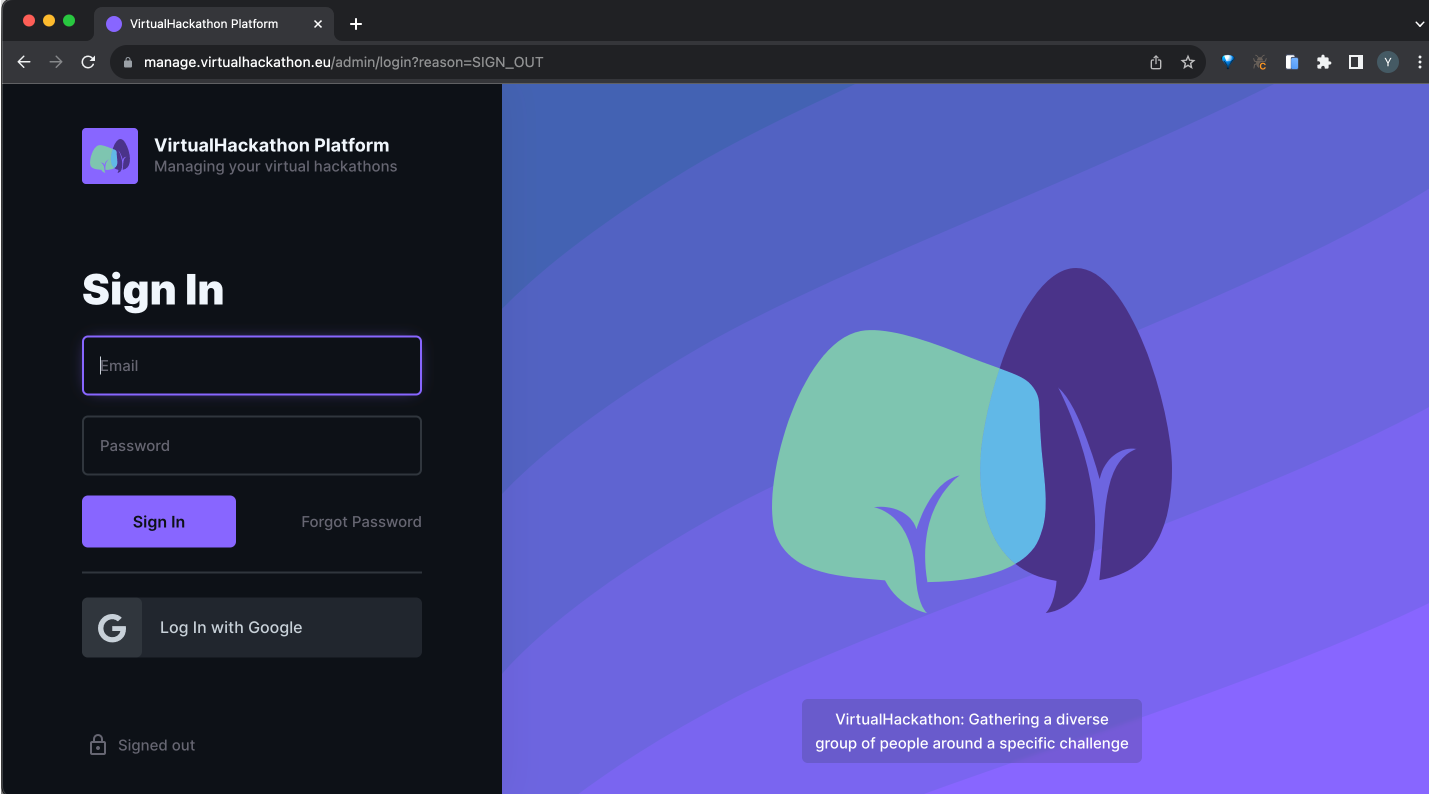


Cofinanciado por
la Unión Europea

Registration

- When a hackathon is active and open for registration you are allowed to login and:
 - Modify your profile
 - Register for one or more hackathons
 - Create and submit your project

Sign in to the platform



The screenshot shows a web browser window with the URL `manage.virtualhackathon.eu/admin/login?reason=SIGN_OUT`. The page features a dark sidebar on the left with the VirtualHackathon Platform logo and the text "Managing your virtual hackathons". The main content area has a blue and purple gradient background with a stylized tree logo. A "Sign In" form is visible on the left, including fields for "Email" and "Password", a "Sign In" button, and a "Forgot Password" link. Below the form is a "Log In with Google" button. At the bottom left, it says "Signed out". At the bottom right, a text box reads: "VirtualHackathon: Gathering a diverse group of people around a specific challenge".


VirtualHackathon Platform
Managing your virtual hackathons


Sign In

Email

Password

Sign In [Forgot Password](#)

 Log In with Google

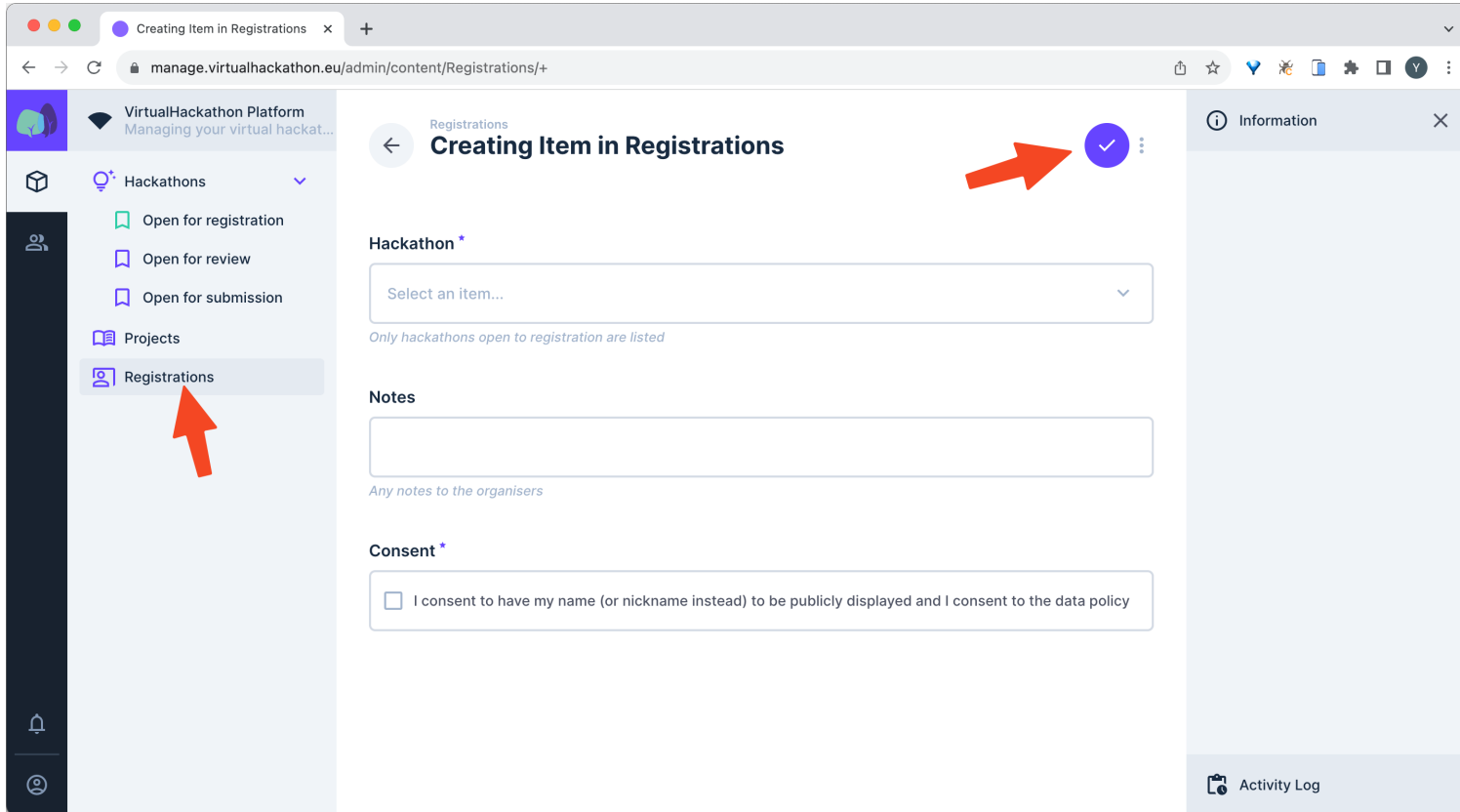
 Signed out

VirtualHackathon: Gathering a diverse group of people around a specific challenge

Register to specific hackathon

- Click on menu “Registrations”
- Click on PLUS button to create new registration
- Select your preferred hackathon from the sidemenu
- Type any notes about your registrations
- Give consent
- Click on SAVE button

Register to specific hackathon



The screenshot shows a web browser window with the URL `manage.virtualhackathon.eu/admin/content/Registrations/+`. The page title is "Creating Item in Registrations". The left sidebar contains a navigation menu with "Registrations" highlighted. The main content area has a "Hackathon" dropdown menu with the text "Select an item..." and a note: "Only hackathons open to registration are listed". Below this is a "Notes" text area with the note: "Any notes to the organisers". At the bottom is a "Consent" section with a checkbox and the text: "I consent to have my name (or nickname instead) to be publicly displayed and I consent to the data policy". A blue checkmark icon in the top right corner of the form is highlighted with a red arrow. Another red arrow points to the "Registrations" menu item in the sidebar.

Submit new project

- Click on menu “Projects”
- Click on PLUS button to create new project
- Select your preferred hackathon from the sidemenu
- Set project name, stream (if any), description
- Upload promo image, your files (e.g. slides) and any links (e.g. to your source code or video)
- Click on SAVE button

Submit new project

← → ↻ manage.virtualhackathon.eu/admin/content/Projects/+

VirtualHackathon Platform
Managing your virtual hackat...

Hackathons

- Open for registration
- Open for review
- Open for submission

Projects

Registrations

Projects

Creating Item in Projects

Status

Draft

Hackathon *

Select an item...

Only hackathons open to submission are listed

Project name

Stream

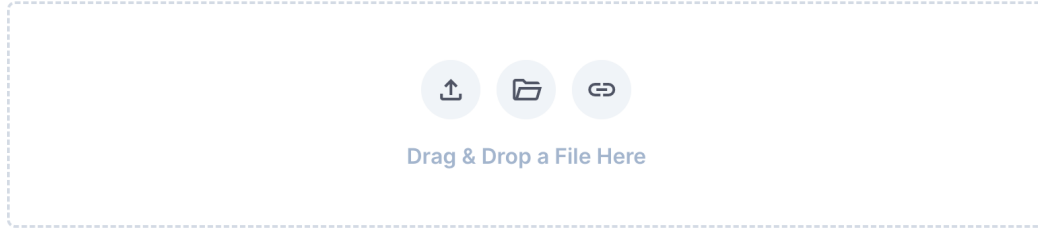
If hackathon defines streams, type the one better fits your project

Information

Activity Log

Submit new project

Promo Image



Project Files

 No items

Upload File

Add Existing

Upload any files related to your project and give a brief description for each

Project Links

 No items

Create new link

Thank you!



Virtual
Hackathon



**Cofinanciado por
la Unión Europea**